

## TIME 2

Watch can display time in a second time zone. Press **MODE** repeatedly until T2 appears.

To set 2nd time zone's time:

- 1) Press **SET**. Hour flashes. Press **START/STOP** to change hour, including AM (no symbol) and PM.
- 2) Press **MODE**. Minutes flash. Press **START/STOP** to change minutes by 30 from minutes in Time mode. Seconds are the same as in Time mode and can only be set there.
- 3) Press **SET**, at any step, when done setting.

## INDIGLO® NIGHT-LIGHT

Press **INDIGLO®** button to illuminate watch display for 3 seconds. Electroluminescent technology used in the **INDIGLO®** night-light illuminates watch display at night and in low light conditions.

## BATTERY

**Timex strongly recommends that a retailer or jeweler replace battery.** Battery type is on watch back. If present, push/short internal reset switch after replacing battery. Battery life estimates are based on certain assumptions regarding usage; battery life may vary depending on actual usage.

**DO NOT DISPOSE OF BATTERY IN FIRE. DO NOT RECHARGE. KEEP LOOSE BATTERIES AWAY FROM CHILDREN.**

## WATER RESISTANCE

If your watch is water-resistant, meter marking or (  ) is indicated.

Water-Resistance Depth	p.s.i.a. * Water Pressure Below Surface
30m/98ft	60
50m/164ft	86
100m/328ft	160

\*pounds per square inch absolute

**WARNING: TO MAINTAIN WATER-RESISTANCE, DO NOT PRESS ANY BUTTONS UNDER WATER.**

1. Watch is water-resistant only as long as lens, push buttons and case remain intact.
2. Watch is not a diver watch and should not be used for diving.
3. Rinse watch with fresh water after exposure to salt water.



Button functions shown with setting functions in parentheses

## TIME


To set time and date:

- 1) With time and date showing, press **SET**.
- 2) Time and date flash. Press **START/STOP** to round time to nearest minute, setting seconds to zero.
- 3) Press **MODE**. Hour flashes. Press **START/STOP** to change hour, including AM (no symbol) and PM.
- 4) Press **MODE**. Minutes flash. Press **START/STOP** to change minutes; hold button to scan values.
- 5) Press **MODE**. Month flashes. Press **START/STOP** to change month.
- 6) Press **MODE**. Date flashes. Press **START/STOP** to change date.
- 7) Press **MODE**. Day flashes. Press **START/STOP** to change day.
- 8) Press **MODE**. Time format flashes. Press **START/STOP** to select 12- or 24-hour time format. 12-hour format has AM/PM.
- 9) Press **SET**, at any step, to exit and save settings.

Date (day of month) appears in upper part of display in Time mode. Press and hold **START/STOP** to see month and date in large digits.

## STOPWATCH

This mode provides a stopwatch function for timing events. Press **MODE** repeatedly until SP appears.

To start, press **START/STOP**. Stopwatch counts up by hundredths of a second up to 30 minutes, then by seconds up to 24 hours before starting over. Day of week indicators cycle forward and runners icon  or chrono flashes to indicate stopwatch is running.

To stop, press **START/STOP**. Runners icon freezes to indicate stopwatch is stopped.

To resume, press **START/STOP**, or to reset (clear) stopwatch, press **SET**.

While stopwatch is running, press **SET** to take lap/split and see your time up to that point. Display freezes while stopwatch continues to run. Press **SET** to resume display of running stopwatch.


Stopwatch continues to run if you exit mode. Runners icon flashes in all modes.

## ALARM

Watch has a daily alarm. Press **MODE** repeatedly until AL appears.

To set alarm:

- 1) Press **SET**. Hour flashes. Press **START/STOP** to change hour, including AM (no symbol) and PM.
- 2) Press **MODE**. Minutes flash. Press **START/STOP** to change minutes; hold button to scan values.
- 3) Press **MODE**. Time zone flashes. Press **START/STOP** to select whether alarm is referenced to time shown in Time mode (t1) or Time 2 (t2).
- 4) Press **SET**, at any step, when done setting. Alarm is automatically turned on after setting.

To turn on/off alarm and hourly chime, press **START/STOP** repeatedly. Watch will step through four combinations of alarm and chime settings. Bell icon  or ALARM or AL appears when alarm is on, CHIME or CH appears when hourly chime is on – watch will chime on every hour.

When alarm sounds, press any button to silence. If no button is pressed, alarm will sound for 20 seconds. If watch is in Time mode, alarm display will pop up for duration of alert.


Alarm repeats daily unless turned off.

## TIMER

This mode provides a countdown timer with alert. Press **MODE** repeatedly until TR appears.

To set countdown time:

- 1) Press **SET**. Hours flash. Press **START/STOP** to change hours; hold button to scan values.
- 2) Press **MODE**. Minutes flash. Press **START/STOP** to change minutes.
- 3) Press **MODE**. Seconds flash. Press **START/STOP** to change seconds.
- 4) Press **SET**, at any step, when done setting.

To start timer, press **START/STOP**. Day of week indicators cycle backward and timer icon  or TR or TIMER flashes to indicate timer is running.

To pause countdown, press **START/STOP**. Timer icon freezes to indicate timer is stopped.

To resume countdown, press **START/STOP**, or to reset and set countdown, press **SET**.

When countdown is within 10 seconds of completion, watch beeps once every second. Watch beeps repeatedly when countdown ends (timer reaches zero). Press any button to silence. Press **SET** to reset and set countdown.

Timer continues to run if you exit mode. Timer icon flashes in all modes.

## TIMEX INTERNATIONAL WARRANTY

(U.S. – LIMITED WARRANTY – PLEASE SEE FRONT OF INSTRUCTION BOOKLET FOR TERMS OF EXTENDED WARRANTY OFFER)

Your **TIMEX®** watch is warranted against manufacturing defects by **Timex Group USA, Inc.** for a period of ONE YEAR from the original purchase date. **Timex and its worldwide affiliates will honor this International Warranty.**

Please note that **Timex** may, at its option, repair your watch by installing new or thoroughly reconditioned and inspected components or replace it with an identical or similar model. **IMPORTANT – PLEASE NOTE THAT THIS WARRANTY DOES NOT COVER DEFECTS OR DAMAGES TO YOUR WATCH:**

- 1) after the warranty period expires;
- 2) if the watch was not originally purchased from an authorized **Timex** retailer;
- 3) from repair services not performed by **Timex**;
- 4) from accidents, tampering or abuse; and
- 5) lens or crystal, strap or band, watch-case, attachments or battery. **Timex** may charge you for replacing any of these parts.

**THIS WARRANTY AND THE REMEDIES CONTAINED HEREIN ARE EXCLUSIVE AND IN LIEU OF ALL OTHER WARRANTIES, EXPRESS OR IMPLIED, INCLUDING ANY IMPLIED WARRANTY OF MERCHANTABILITY OR FITNESS FOR PARTICULAR PURPOSE. TIMEX IS NOT LIABLE FOR ANY SPECIAL, INCIDENTAL OR CONSEQUENTIAL DAMAGES. Some countries and states do not allow limitations on implied warranties and do not allow exclusions or limitations on damages, so these limitations may not apply to you. This warranty gives you specific legal rights and you may also have other rights which vary from country to country and state to state.**

To obtain warranty service, please return your watch to **Timex**, one of its affiliates or the **Timex** retailer where the watch was purchased, together with a completed original Watch Repair Coupon or, in the U.S. and Canada only, the completed original Watch Repair Coupon or a written statement identifying your name, address, telephone number and date and place of purchase. Please include the following with your watch to cover postage and handling (this is not a repair charge): a U.S. \$8.00 check or money order in the U.S.; a CAN\$7.00 cheque or money order in Canada; and a UK£2.50 cheque or money order in the U.K. In other countries, **Timex** will charge you for postage and handling. NEVER INCLUDE A SPECIAL WATCHBAND OR ANY OTHER ARTICLE OF PERSONAL VALUE IN YOUR SHIPMENT.

For the U.S., please call 1-800-448-4639 for additional warranty information. For Canada, call 1-800-263-0981. For Brazil, call +55 (11) 5572 9733. For Mexico, call 01-800-01-060-00. For Central America, the Caribbean, Bermuda and the Bahamas, call (501) 370-5775 (U.S.). For Asia, call 852-2815-0091. For the U.K., call 44 020 8687 9620. For Portugal, call 351 212 946 0107. For France, call 33 3 81 63 42 00. For Germany/Austria, call +43 662 88921 30. For the Middle East and Africa, call 971 4-310850. For other areas, please contact your local **Timex** retailer or **Timex** distributor for warranty information. In Canada, the U.S. and in certain other locations, participating **Timex** retailers can provide you with a postage-paid, pre-addressed Watch Repair Mailer for your convenience in obtaining factory service.

©2011 **Timex Group USA, Inc.** **TIMEX** and **INDIGLO** are trademarks of **Timex Group B.V.** and its subsidiaries